

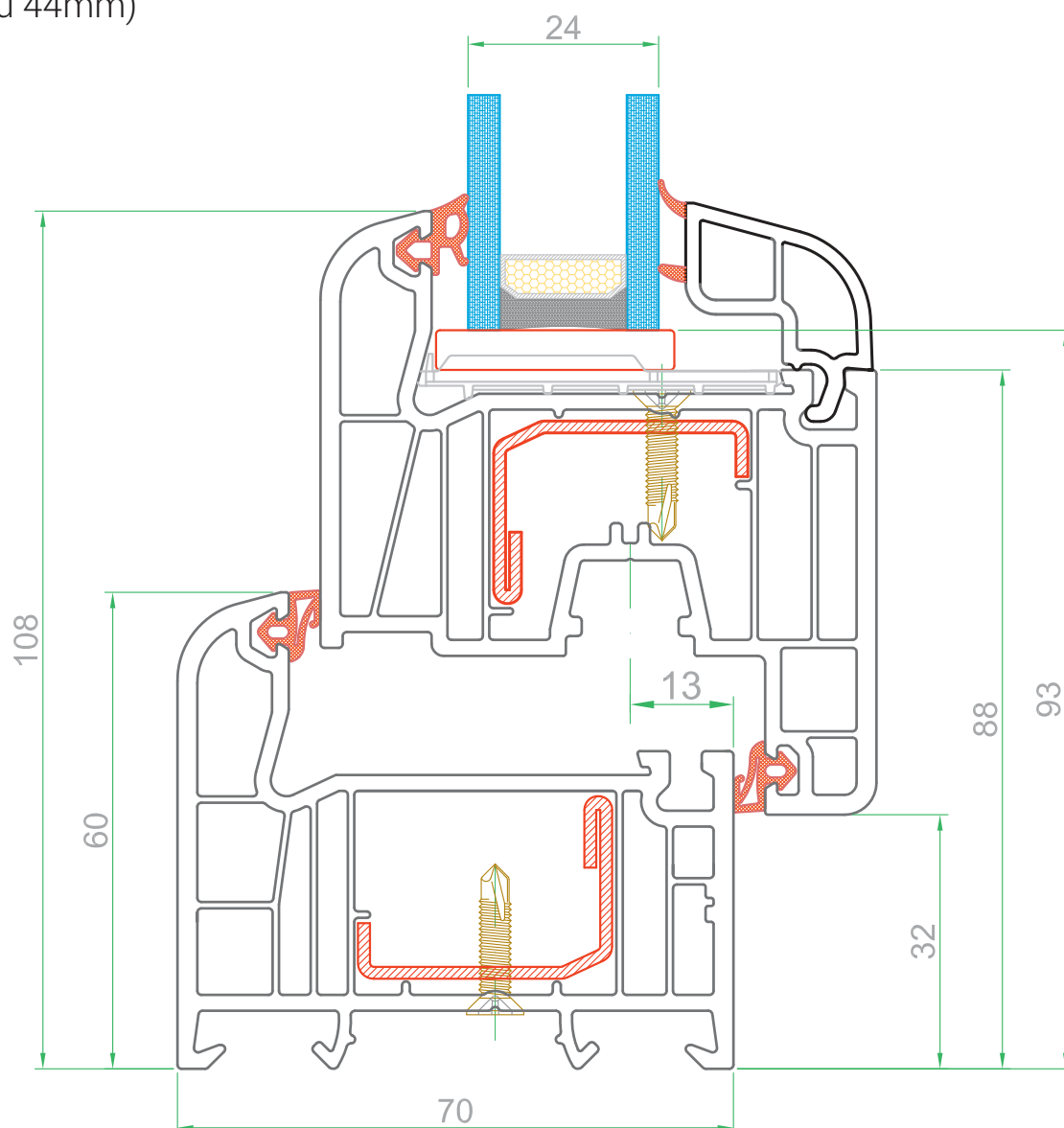
**KLASS**  
**SMART SOLUTIONS**

Seria de profile  
**KLASS**  
**600**




Profilele seria KLASS 600 prezintă următoarele particularități:


- design modern, cu muchii generos rotunjite
- adâncimea constructivă a profilelor principale este de 70mm
- structură tetracamerală a profilelor principale
- profile clasa B
- coeficient de transfer termic de până la  $1,33 \text{ W/m}^2\text{K}$  pentru profile armate (ansamblu ramă-cercevea)
- etanșare cu două rânduri de garnituri
- utilizarea unui singur tip de armătură pentru profilele principale (ramă, cercevea, montant)
- sistem de armături comun cu seria KLASS 400
- frezare găuri mâner fereastră fără trecere prin armătură
- montanți comuni pentru ramă și cercevele
- baghete comune pentru profilele principale și cu seria KLASS 400
- posibilitatea montării de geam termoizolant dublu (24mm) sau triplu (34mm sau 44mm)




Gama de tipuri constructive ce pot fi realizate cu profilele seria KLASS 400:



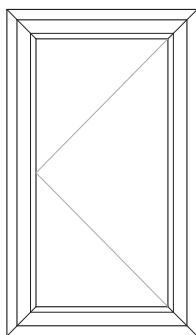
Fereastră fixă



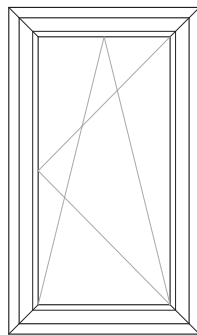
Fereastră fixă cu montanti în cruce



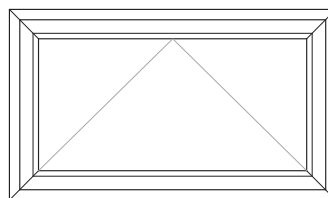
Fereastră 2 canate fixe



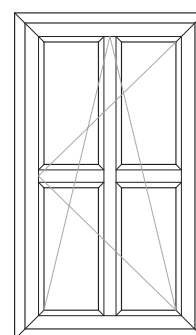
Fereastră batantă



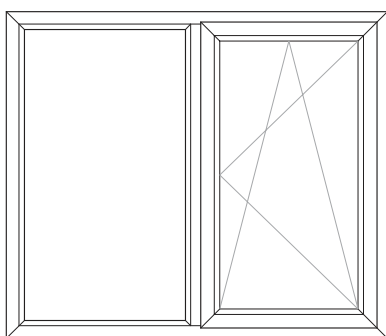
Fereastră oscilo-batantă



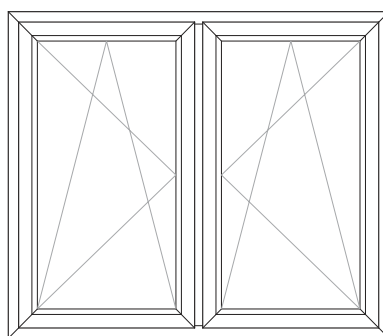
Fereastră oscilantă



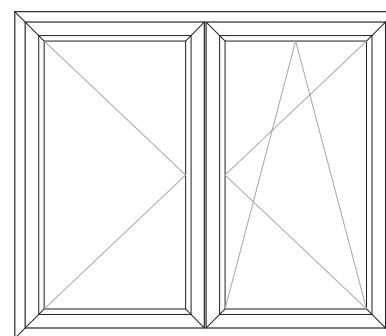
Fereastră oscilo-batantă cu montanti în cruce



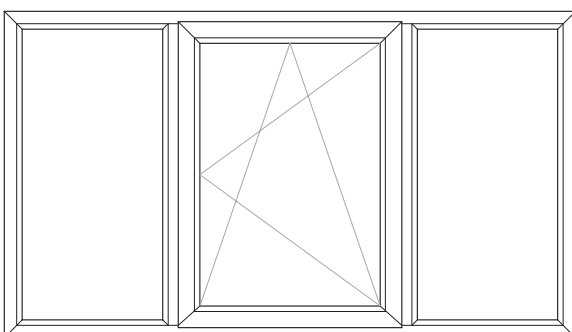
Fereastră cu două canate: fix + oscilo-batant



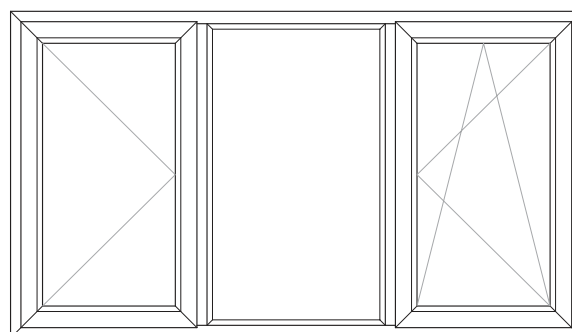
Fereastră cu două canate cu montant fix: oscilo-batant + oscilo-batant



Fereastră cu două canate cu montant mobil: oscilant + oscilo-batant

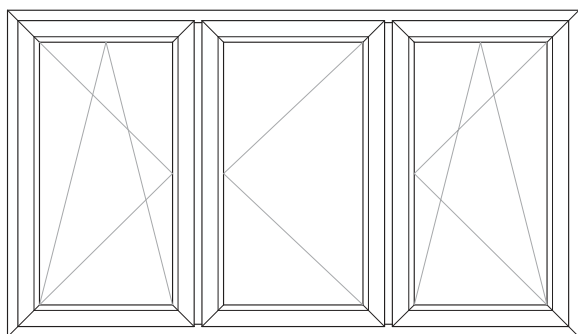


Fereastră trei canate: fix ,oscilo-batant, fix

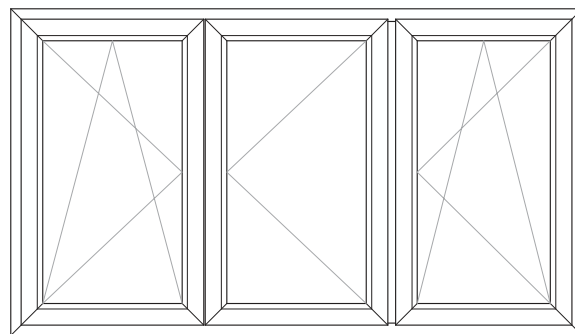


Fereastră trei canate: oscilo-batant, fix, oscilo-batant

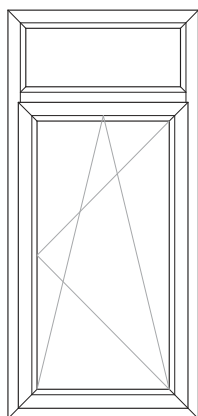
Gama de tipuri constructive ce pot fi realizate cu profilele seria KLASS 400:



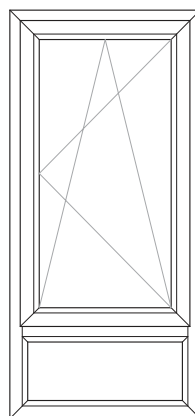
Fereastră trei canate cu montanti fiksi:  
oscilo-batant ,oscilant, oscilo-batant



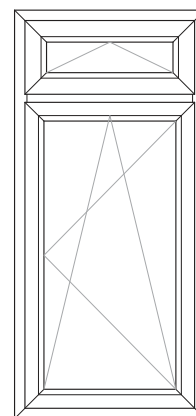
Fereastră trei canate cu montant mobil + fix:  
oscilo-batant ,oscilant, oscilo-batant



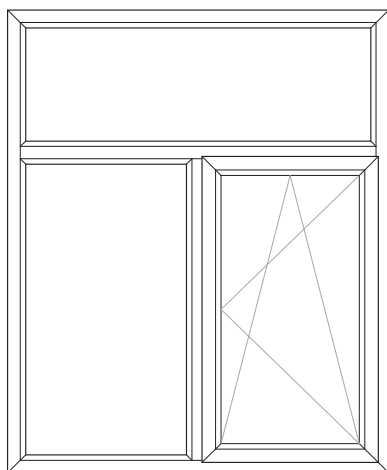
Fereastră oscilobatantă  
cu supralumină fixă



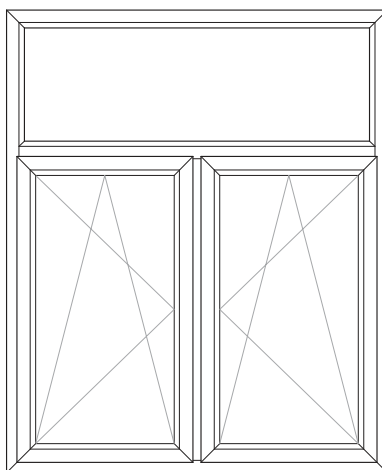
Fereastră oscilobatantă  
cu sublumină fixă



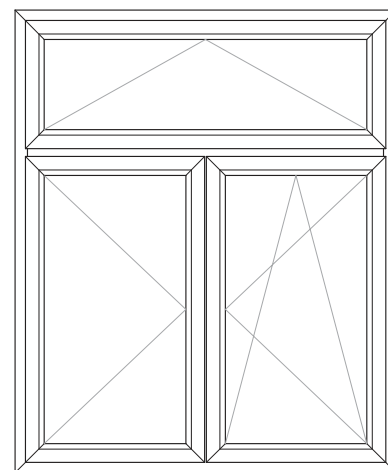
Fereastră oscilobatantă  
cu supralumină mobilă



Fereastră două canate:  
fix, oscilo-batant cu supralumină fixă

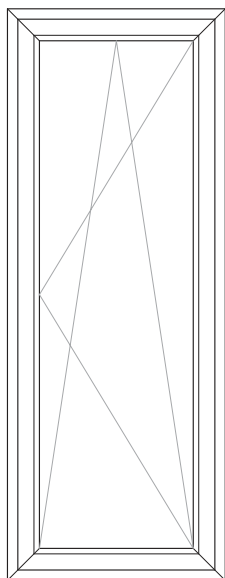


Fereastră două canate:  
oscilo-batant, oscilo-batant  
cu supralumină fixă

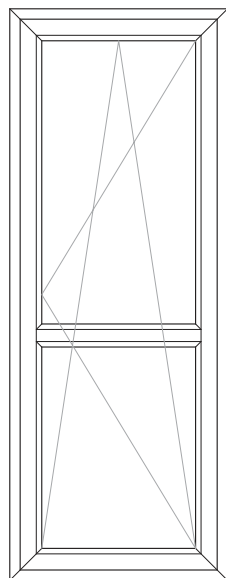


Fereastră două canate:  
oscilo-batant, oscilo-batant  
cu supralumină oscilant

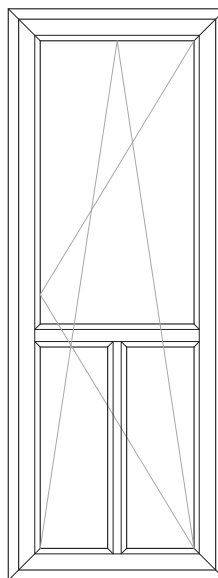
Gama de tipuri constructive ce pot fi realizate cu profilele seria KLASS 400:



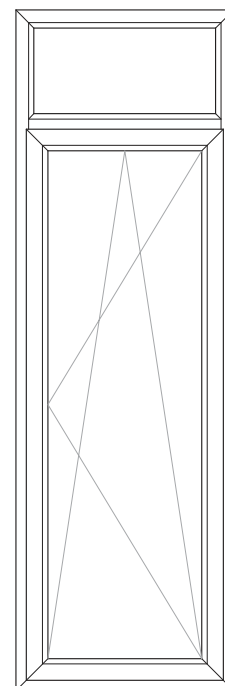
Fereastră ușă  
oscilo-batantă



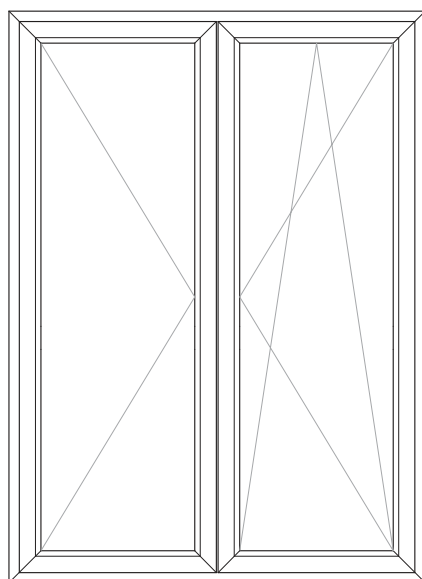
Fereastră ușă  
oscilo-batantă  
cu montant



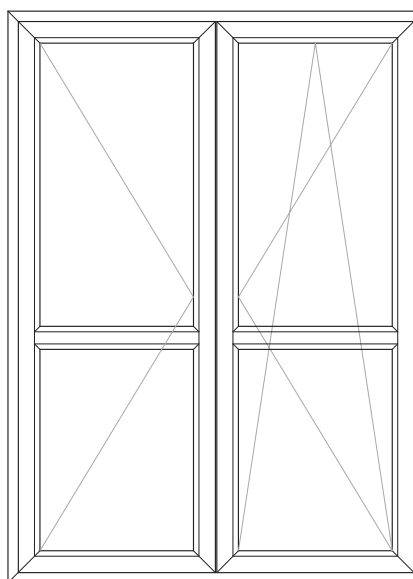
Fereastră ușă  
oscilo-batantă  
cu montanti



Fereastră ușă  
oscilo-batantă  
cu supralumină fixă

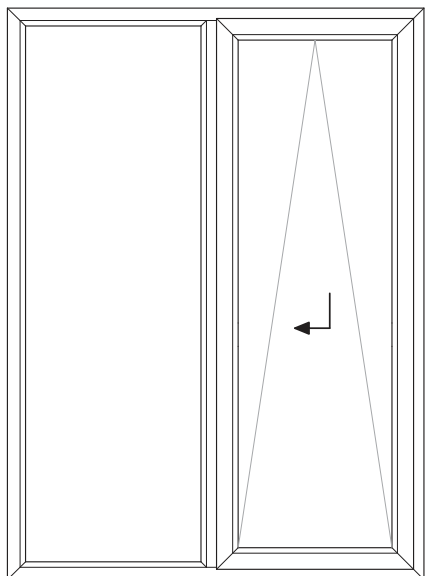


Fereastră ușă două canate  
oscilant, oscilo-batantă

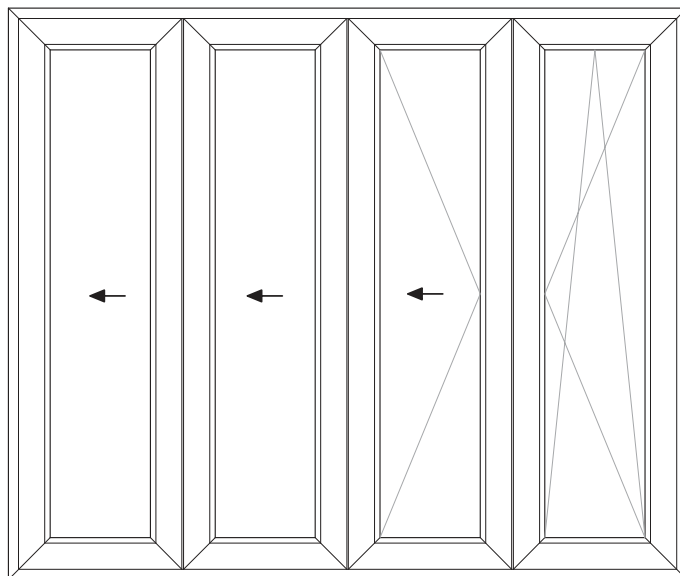


Fereastră ușă două canate  
oscilant, oscilo-batantă  
cu montanti

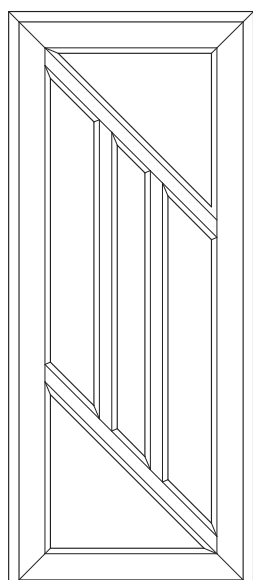
Gama de tipuri constructive ce pot fi realizate cu profilele seria KLASS 400:




Fereastră usă două canate:  
fix, paralele oscilant-culisant



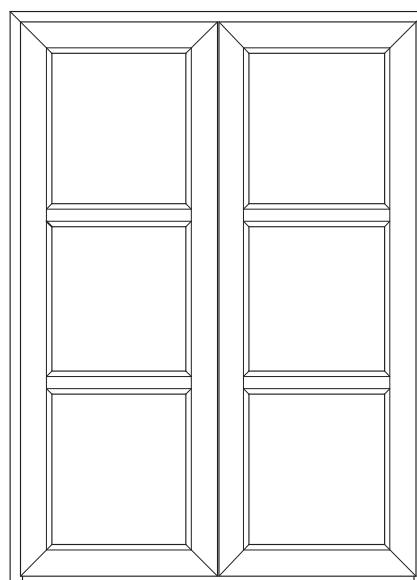
Fereastră usă 4 canate  
pliant-culisantă



Usă intrare un canat  
cu montanti înclinați

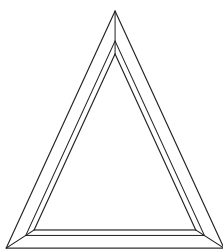


Usă intrare un canat  
cu panou decorativ

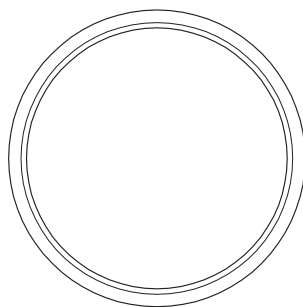


Usă intrare două canate  
cu montanti

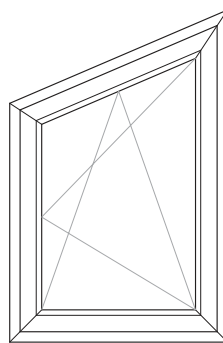
Gama de tipuri constructive ce pot fi realizate cu profilele seria KLASS 400:



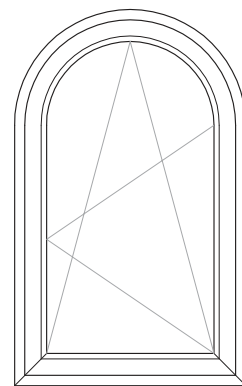
Fereastră  
triunghiulară fixă




Fereastră  
rotundă fixă




Fereastră  
un canat oscilo-batant  
trapezoidală



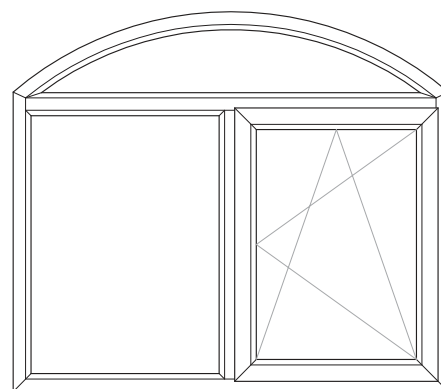
Fereastră  
un canat oscilo-batant  
cu arcadă




Fereastră  
un canat oscilo-batant  
cu arcadă și supralumină



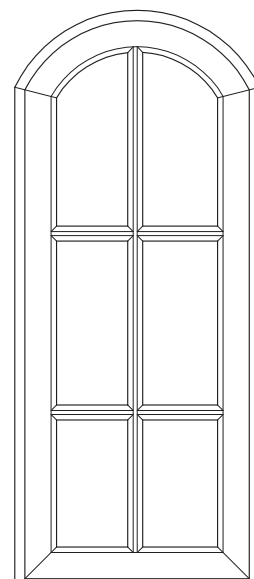
Fereastră  
două canate fix, oscilant  
rotundă



Fereastră două canate  
fix, oscilo-batant cu supralumină arcadă



Ansamblu arcadă - fereastră ușă cuplată cu două panouri laterale fixe



Ușă intrare un canat  
cu arcadă